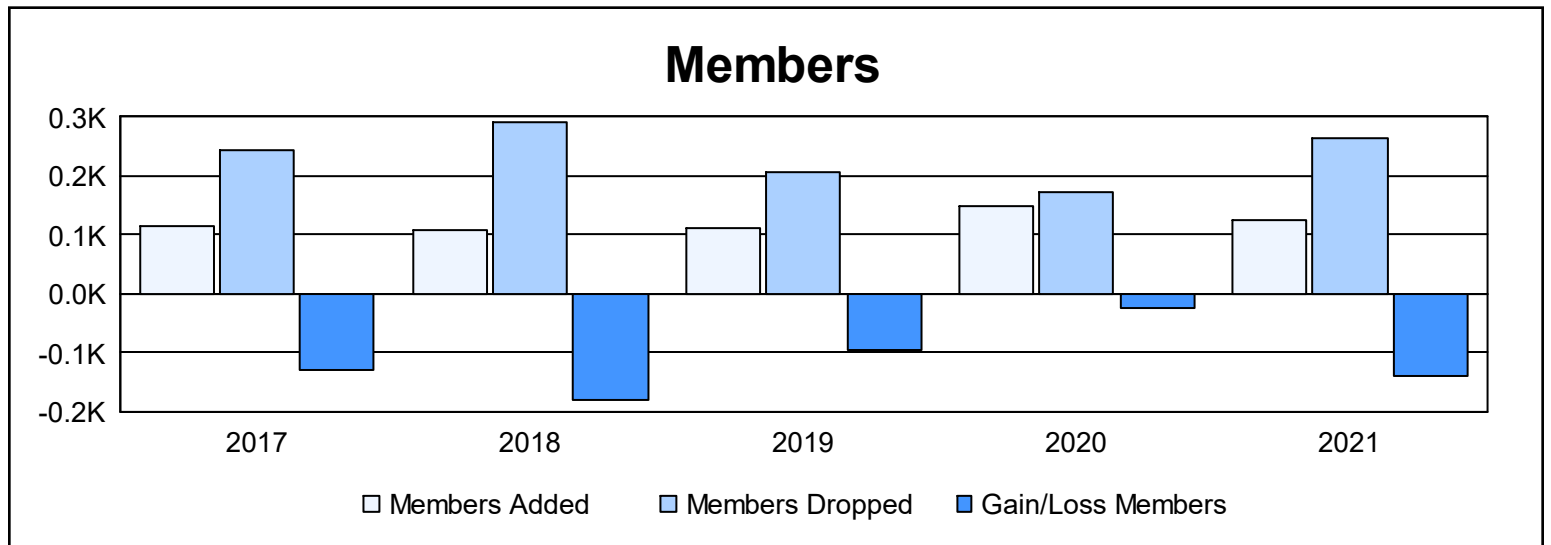
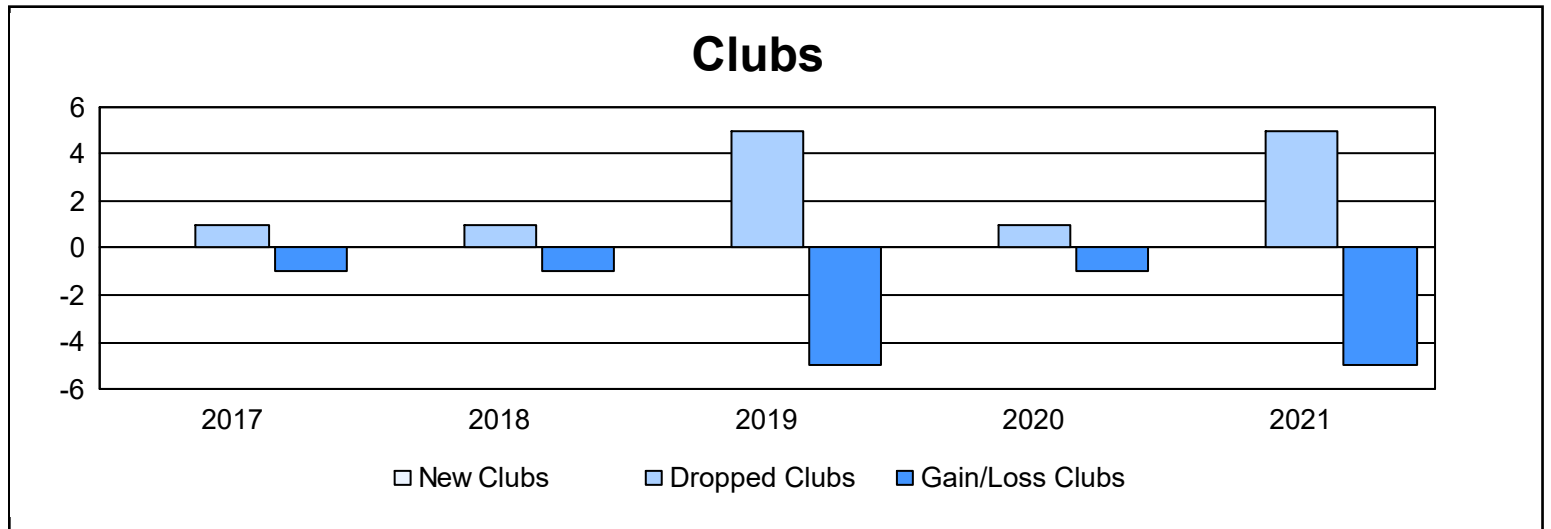
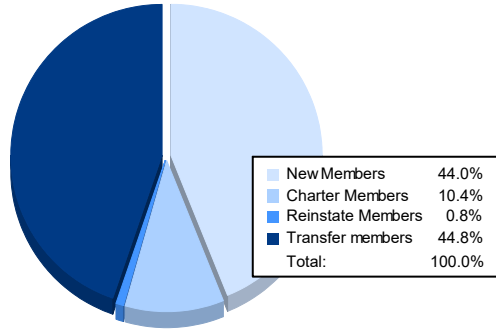


| Year           | New Clubs | Dropped Clubs | Gain/ Loss Clubs | New Members | Charter Members | Reinstate Members | Transfer Members | Total Member Added | Total Members Dropped | Gain/ Loss Members |
|----------------|-----------|---------------|------------------|-------------|-----------------|-------------------|------------------|--------------------|-----------------------|--------------------|
| 2016-2017      | 0         | 1             | -1               | 103         | 4               | 1                 | 6                | 114                | 244                   | -130               |
| 2017-2018      | 0         | 1             | -1               | 101         | 2               | 1                 | 5                | 109                | 290                   | -181               |
| 2018-2019      | 0         | 5             | -5               | 98          | 2               | 2                 | 9                | 111                | 206                   | -95                |
| 2019-2020      | 0         | 1             | -1               | 113         | 2               | 1                 | 32               | 148                | 172                   | -24                |
| 2020-2021      | 0         | 5             | -5               | 55          | 13              | 1                 | 56               | 125                | 263                   | -138               |
| <b>Average</b> | <b>0</b>  | <b>3</b>      | <b>-3</b>        | <b>94</b>   | <b>5</b>        | <b>1</b>          | <b>22</b>        | <b>121</b>         | <b>235</b>            | <b>-114</b>        |



### Membership Composition June 2021 Cumulative



### Gender Composition June 2021 Cumulative

